

Question: How do I find the average salary/top hiring companies for all majors?

1. Login (using OSU username and password) to Fisher Career Data Central by going to the following link and selecting BSBA:

<https://fisher.osu.edu/careers-recruiting/students/fisher-career-data-central-fcdc>

1. From the Fisher Career Data Central Homepage, click on “Research Tools” and then “Salary Database.”



The screenshot shows the Fisher Career Data Central Salary Database interface. The page title is "Salary Database" and it includes a navigation menu on the left with "Research Tools" and "Salary Database" highlighted. The main content area shows filters for Industry (Manufacturing), School/Network (Fisher College of Business), Undergraduate Major (Operations Management), Degree Level (All), Job Phase (Post Graduation Outcome), and Graduation Year (2018). There are also options for Pay Type (Base Salary), Pay Period (per year), Offer Status (Accepted Offers), and Currency (USD). A "Get Results" button is visible.

2. Next to Industry, click on the “x”

Salary Database

Select attributes to see aggregate salary information from a set of the Fisher population.

Show Salary Data For: Click [here](#) to learn more about choosing attributes effectively. [Show Example](#)



Industry  
Transportation

3. Under “Recommended Attributes” click on “See Complete List”

Salary Database

Select attributes to see aggregate salary information from a set of the Fisher population.

Show Salary Data For: Click [here](#) to learn more about choosing attributes effectively.

Recommended Attributes  
Employer
Industry | Detailed Industry
Function | Detailed Function
Metro Area
[or See Complete List](#)

- Then click on “Consolidated” under the Education Attributes – Undergraduate Major.

Choose an Attribute

Outcome/Location Attributes **Job Phase** Post Graduation Outcome

General
Employer
Job Title
Industry: Consolidated | Detailed
Job Function: Consolidated | Detailed
Expected Field of Study

Location
City
Metro Area
US State/Canada
Province
Country
North America Region
World Region

Other
Job source: Consolidated | Detailed
Was this your summer internship?
Is this job a rotational program?

Education Attributes **Background Attributes**

BSBA Graduation Year
Undergraduate Major: Consolidated | Detailed
University
Degree Level

Work Authorization: Consolidated | Detailed
Country of Citizenship
Gender

- Select “Business” from the dropdown box and click “Get Results.” You can also include a specific year if you would like to narrow it down.

Salary Database
Select attributes to see aggregate salary information from a set of the Fisher population.

Show Salary Data For: [Click here to learn more about choosing attributes effectively.](#) [Show Example](#) Clear All

Undergraduate Major - Con...
Business

Filters: School/Network: Fisher College of Business Undergraduate Major: All Degree Level: All Job Phase: Post Graduation Outcome Graduation Year: 2015

Pay Type: Base Salary Pay Period: per year Offer Status: Accepted Offers **Get Results**

- The salary and top hiring companies for all majors will be displayed. In the Job Details section, if you go to Display, you can increase the number of companies displayed.

- Home
- Students
- Reporting Dashboards
- Custom Reports
- 12Twenty Reports
- Standard Reports
- Research Tools
- Outcomes Index
- Salary Database
- Offer Timeline
- Offer Job Source
- Offer Trends
- 12Twenty Guide

Salary Database

View as Student

Select attributes to see aggregate salary information from a set of the Fisher population.

Show Salary Data For: Clear All

Undergraduate Major - Con... ⊗ ⊕

Business

Filters:

School/Network	Undergraduate Major	Degree Level	Job Phase	Graduation Year
Fisher College of Business	All	All	Post Graduation Outcome	2018
Pay Type	Pay Period	Offer Status	Currency	
Base Salary	per year	Accepted Offers	USD	

Get Results

Years	Max	Average	Median	Min	Offers ²
2018	\$108,000	\$53,867	\$53,000	\$15,080	905

Base Salary Data By Graduation Year (per year)

Year	Max	Average	Median	Min	Offers ²
2018	\$108,000	\$53,867	\$53,000	\$15,080	905

Sort By: Offers

Job Details

Employer Job Title Function Industry Location

Display: Top 50

EY (Ernst & Young) Add Filter



JPMorgan Chase Add Filter



PwC (PricewaterhouseCoopers) Add Filter

